


Introducing
**GLOW WIRE
TEST COMPLIANT
ECONOMY POWER II
(EP II) CONNECTORS
AND TPA DEVICES**



Economy Power II

Connectors and TPA devices

TE Connectivity (TE) offers Economy Power II (EP II) Glow Wire connectors in many different styles and configurations to meet safety and environmental requirements requested by the home appliances industry.

Several connector housing and header styles and configurations are available in Glow Wire compatible material that also meets UL 94 V-0 requirements. The use of Glow Wire test compliant components may allow users to reduce the time and expense of end-product testing associated with Glow Wire ignition and Glow Wire flammability index.

Electrical

- Voltage rating: 600 VAC
- Current rating: 11.5 A

Mechanical

- Position: 2 to 12 single row wire-to-board
- Wire size: 0.26 to 1.33 mm² (22 to 16 AWG)
- Centerline: .156" (3.96 mm)
- Operating temperature: -55 to 105°C
- Selectively loaded headers available upon request

Materials

- Glow Wire products Compliant to Glow Wire test required by IEC/EN 60335-1 5th Edition: Household and Similar Appliances - Safety and UL 94 V-0
 - Comply with Glow Wire flammability index (GWFI) 850°C at least, according to IEC 60335-1, Glow Wire flammability test for end-products (GWEPT) 750°C No Flame, according to IEC 60335-1 and UL 94 V-0
- Contacts: Tin plated copper alloy

Standards

- UL recognized E28476
- Application specification number: 114-13265

Applications


- Household appliances
- HVAC
- Industrial machinery (e.g. control boards)
- Products can be used for global applications where compliance to IEC 60335-1 and UL 94 V-0 is required.

Key Features

- .156" centerline (3.96mm)
- Lance-less terminal
- Wire size: 0.26 to 1.33 mm² 22 to 16 AWG
- Voltage up to 600 VAC
- Current up to 11.5 A
- Housing locking latch
- Polarization tabs
- Asymmetrical terminals can only be loaded one way
- Breakaway style or discrete Terminal Position Assurance (TPA) devices
- Probe tip windows for continuity testing
- Contact lubrication
- Parts molded in various colors are available upon request
- Glow Wire products compliant to Glow Wire test required by IEC/EN 60335-1 5th Edition: Household and Similar Appliances - Safety and UL 94 V-0


Product Offering

Housing





Product Image	Type	Style	Flammability	Part Number												
				Position	2	3	4	5	6	7	8	9	10	11	12	
	Receptacle Housing	Single Row	UL 94 V-0	X-2132813-Y	-2											
			UL 94 V-0	X-2132781-Y		-3	-4	-5	-6	-7	-8	-9	1--0	1--1	1--2	
			GWT acc. IEC 60335-1 and UL 94 V-0	X-1744416-Y	-2	-3	-4	-5	-6	-7	-8	-9	1--0	1--1	1--2	

*Colored housings are available upon request. For more information, contact TE sales representative.

Terminal Position Assurance (TPA) - Optional

Product Image	Type	Style	Flammability and TPA Type	Number of Positions												
				Position	2	3	4	5	6	7	8	9	10	11	12	
	Terminal Position Assurance (TPA)	Contact Locking Plate	UL 94 V-0 Breakaway	X-2132782-Y												1--2
			UL 94 V-0 Discrete	X-1744544-Y	-2	-3	-4	-5	-6	-7	-8	-9	1--0	1--1		

Header

Product Image	Type	Style	Flammability	Part Number												
				Position	2	3	4	5	6	7	8	9	10	11	12	
	Vertical Header No orientation post	Single Row	UL 94 V-0	X-1123723-Y	1--2	1--3	1--4	1--5	1--6	1--7	1--8	1--9	1--0	1--1		
			UL 94 V-0	X-647689-Y												1--2
			GWT acc. IEC 60335-1 and UL 94 V-0	X-1744489-Y	-2	-3	-4	-5	-6	-7	-8	-9	1--0	1--1	1--2	
	Vertical Header With orientation post	Single Row	UL 94 V-0	X-1744057-Y	-2	-3	-4	-5	-6	-7	-8	-9	1--0	1--1	1--2	
			GWT acc. IEC 60335-1 and UL 94 V-0	X-1744429-Y	-2	-3	-4	-5	-6	-7	-8	-9	1--0	1--1	1--2	
	Shrouded Header	Single Row	UL 94 V-0	X-1877285-Y	-2	-3	-4	-5	-6	-7	-8	-9	1--0	1--1	1--2	
			GWT acc. IEC 60335-1 and UL 94 V-2	X-1744427-Y	-2	-3	-4	-5	-6	-7	-8	-9	1--0	1--1	1--2	
	Right Angle Header	Single Row	UL-94 V-0	X-647676-Y	-2	-3	-4	-5	-6	-7	-8	-9	1--0	1--1	1--2	
			GWT acc. IEC 60335-1 and UL 94 V-0	X-1744428-Y	-2	-3	-4	-5	-6	-7	-8	-9	1--0	1--1	1--2	

Contact

Product Image	Type	Style	Part Number
	Phos Bronze Pre-Tin Contact 18-22 AWG (0.89-0.30mm ²)	Receptacle Contact	1744144-1
	Phos Bronze Pre-Tin Contact 16-20 AWG (1.4-0.5mm ²)	Receptacle Contact	1744201-1

Part Number Ordering: Example for X-1744416-Y Housing*

-2 thru -9

Substitute dash number listed for "Y", therefore a -2 signifies PN 174416-2

1--0 thru 1--2

Substitute first number for "X" and second number listed for "Y", therefore 1--2 signifies PN

1-1744416-2

*Follow same numbering scheme throughout for other part numbers listed

Application Tooling

Part Number	
90720-1	Straight Action Hand Tool
91337-1	PRO-CRIMPER III Hand Tool Assembly
2119118-1	
354500-[]	AMP-O-LECTRIC Model "G" Terminating Machine
1725950-[]	AMP 3/K-40 Press
528324-[]	Komax Gamma 333 PC
1385286-[]	Side Feed HDM Applicator
91579-1	Side